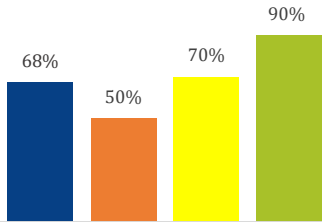


July 1 – November 30, 2019

Our Members

Members with an Increase in Independence

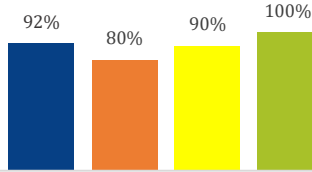
Trend: **increasing**



■ Actual ■ Threshold ■ Mid-Point ■ Stretch

Members With a Peer Best Friend

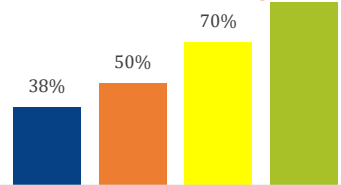
Trend: **increasing**



■ Actual ■ Threshold ■ Mid-Point ■ Stretch

Members Participating in 25%+ of Monthly Skill-Building Activities

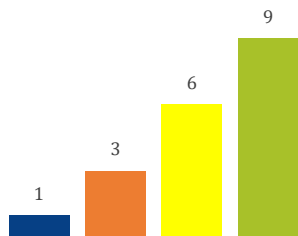
Trend: **decreasing**



■ Actual ■ Threshold ■ Mid-Point ■ Stretch

New Members

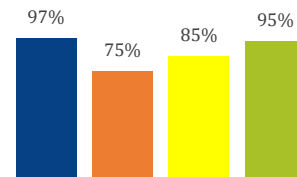
Trend: **no change**



■ Actual ■ Threshold ■ Mid-Point ■ Stretch

Members Retained

Trend: **no change**



■ Actual ■ Threshold ■ Mid-Point ■ Stretch



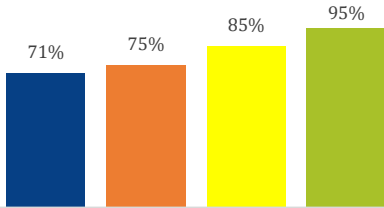
FY 20 Performance Report

July 1 – November 30, 2019

Our People

High-Performing Staff Retained

Trend: no change

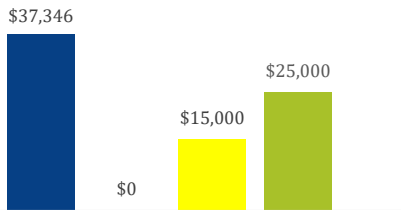


■ Actual ■ Threshold ■ Mid-Point ■ Stretch

Our Finances

Net Surplus

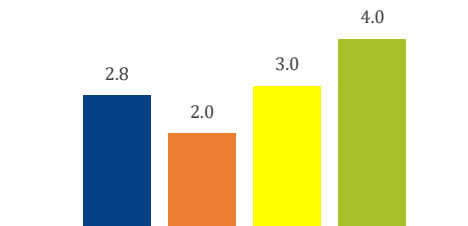
Trend: decreasing



■ Actual ■ Threshold ■ Mid-Point ■ Stretch

Months of Expenses in Reserve

Trend: no change



■ Actual ■ Threshold ■ Mid-Point ■ Stretch