



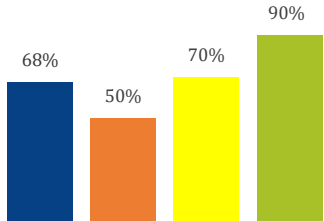
# FY 20 Performance Report

July 1, 2019 to May 31, 2020

## Our Members

### Members with an Increase in Independence

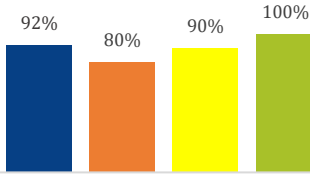
Trend: no change



■ Actual ■ Threshold ■ Mid-Point ■ Stretch

### Members With a Peer Best Friend

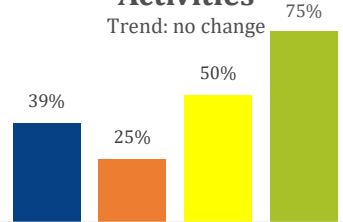
Trend: no change



■ Actual ■ Threshold ■ Mid-Point ■ Stretch

### Members Participating in 25%+ of Monthly Skill-Building Activities

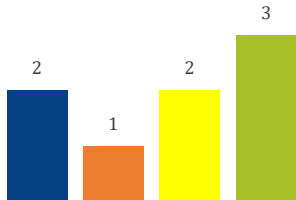
Trend: no change



■ Actual ■ Threshold ■ Mid-Point ■ Stretch

### New Members

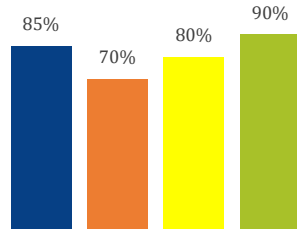
Trend: no change



■ Actual ■ Threshold ■ Mid-Point ■ Stretch

### Members Retained

Trend: decreasing



■ Actual ■ Threshold ■ Mid-Point ■ Stretch



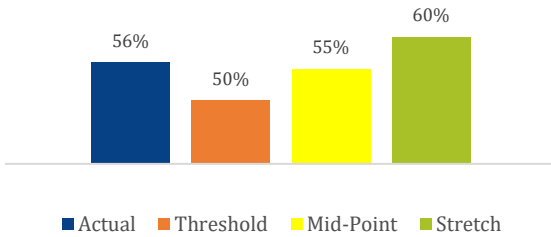
# FY 20 Performance Report

July 1, 2019 to May 31, 2020

## Our People

### High-Performing Staff Retained

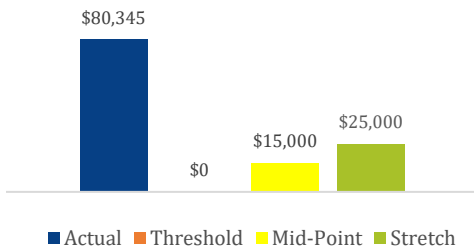
Trend: no change



## Our Finances

### Net Surplus

Trend: increasing



### Months of Expenses in Reserve

Trend: increasing

